



Exploration

Discovery

Wealth

PRESENTATION SEPTEMBER 2024

Targeting the Next World-Class
Discovery

TSX.V: PGX

OTCQB: PGXFF

FRA: 2QpA



Cautionary Statement

This presentation does not constitute an offering of securities and the information contained herein is subject to the information contained in the Company's continuous disclosure documents at www.sedar.com

This presentation includes certain statements that constitute "forward-looking statements", and "forward-looking information" within the meaning of applicable securities laws ("forward-looking statements" and "forward-looking information" are collectively referred to as "forward-looking statements", unless otherwise stated). These statements appear in a number of places in this presentation and include statements regarding our intent, or the beliefs or current expectations of our officers and directors. Such forward-looking statements involve known and unknown risks and uncertainties that may cause our actual results, performance or achievements to be materially different from any future results, performance or achievements expressed or implied by such forward-looking statements. When used in this presentation words such as "believe", "anticipate", "estimate", "project", "intend", "expect", "may", "will", "plan", "should", "would", "contemplate", "possible", "attempts", "seeks", "continue" and similar expressions are intended to identify these forward-looking statements. Forward-looking statements may relate to the Company's future outlook, guidance and anticipated events or results and may include statements regarding the Company's future financial position, future exploration and development of mineral properties, life of mine, future production, mine plan, business strategy, budgets, litigation, projected costs (including without limitation, cash costs per ounce and all-in sustaining costs), financial results, taxes, plans and objectives, the timing of targeted components of the Company's strategic plan outlined in this presentation, the extension of the forbearance agreement, the timing of the update to resource and reserves estimates and statements with respect to successful completion of the transactions described herein and regulatory and shareholder approvals of such transactions. We have based these forward-looking statements largely on our current expectations and projections about future events and financial trends affecting the financial condition of our business. These forward-looking statements were derived utilizing numerous assumptions regarding expected growth, results of operations, performance and business prospects and opportunities that could cause our actual results to differ materially from those in the forward-looking statements. While the Company considers these assumptions to be reasonable, based on information currently available, they may prove to be incorrect. Accordingly, you are cautioned not to put undue reliance on these forward-looking statements. Forward-looking statements should not be read as a guarantee of future performance or results. To the extent any forward-looking statements constitute future-oriented financial information or financial outlooks, as those terms are defined under applicable Canadian securities laws, such statements are being provided to describe the current anticipated potential of the Company and readers are cautioned that these statements may not be appropriate for any other purpose, including investment decisions. Forward-looking statements are based on information available at the time those statements are made and/or management's good faith belief as of that time with respect to future events, and are subject to known and unknown risks and uncertainties, including inherent risks and uncertainties in a suspension and restart of operations, the effect of the Company's non-compliance with its debt covenants and other financing arrangements, uncertainties with respect to servicing the financings and those risks and uncertainties outlined in our most recent AIF and other documents filed on www.sedar.com, that could cause actual performance or results to differ materially from those expressed in or suggested by the forward-looking statements. To the extent any forward-looking statements constitute future-oriented financial information or financial outlooks, as those terms are defined under applicable Canadian securities laws, such statements are being provided to describe the current anticipated potential of the Company and readers are cautioned that these statements may not be appropriate for any other purpose, including investment decisions. Forward-looking statements speak only as of the date those statements are made. Except as required by applicable law, we assume no obligation to update or to publicly announce the results of any change to any forward-looking statement contained or incorporated by reference herein to reflect actual results, future events or developments, changes in assumptions or changes in other factors affecting the forward-looking statements, except as required by law. If we update any one or more forward-looking statements, no inference should be drawn that we will make additional updates with respect to those or other forward-looking statements. You should not place undue importance on forward-looking statements and should not rely upon these statements as of any other date. All forward-looking statements contained in this presentation are expressly qualified in their entirety by this cautionary statement.

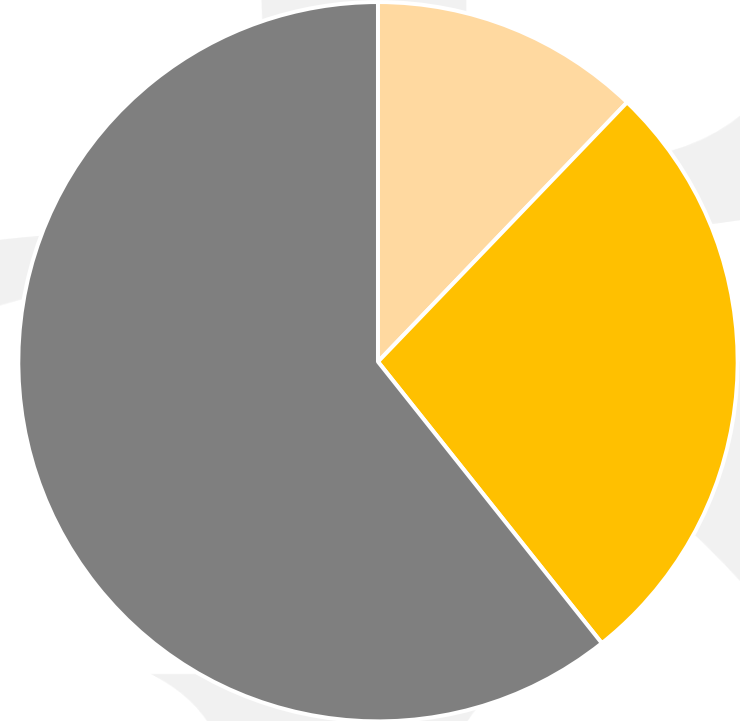
Rory Ritchie, P.Geo., the Company's VP Exploration is the Qualified Person as defined under National Instrument 43-101 responsible for the scientific and technical work on the development programs and has reviewed and approved the corresponding scientific and technical disclosure throughout this presentation.

For additional information on Prosper Gold Corp. visit www.sedar.com.



Share Structure

Shares Outstanding	44,694,476
Market Capitalization (August 7, 2024)	~\$5.5 M
Warrants (weighted avg. \$0.25)	11,513,650
Options (weighted avg. \$0.85)	3,596,500
Fully Diluted	59,804,626
Significant Shareholders	
Management	24.3%



Management Institutional Retail

Team

<p>Peter Bernier President, CEO & Chairman</p>	<p>Mr. Peter Bernier has more than 40 years of experience in mineral exploration and project management. Most notably, Mr. Bernier jointly received the 2011 H.H. "Spud" Huestis Award from the Association of Mineral Exploration of British Columbia for Excellence in Prospecting and Mineral Exploration. As the Founder, President, and CEO of Richfield Ventures Corp. Mr. Bernier was responsible for building and managing the Richfield team that discovered the Blackwater Deposit in 2009 (11.7M Oz of Gold - currently owned by Artemis Gold). Under his leadership Richfield became a publicly traded company on the TSX Venture Exchange where Pete strategically obtained financing and personally oversaw investor relations until Richfield was acquired in June 2011 for a value of over \$500 Million (CDN).</p>
<p>James Hedalen, B.Sc, MBA Chief Operating Officer, Director</p>	<p>Mr. James Hedalen began with the Prosper Gold team prior to its qualifying transaction in 2013. His executive functions include all aspects of corporate governance, finance and compliance. Prior to this Mr. Hedalen was a member of Teck resources corporate development team and spent 6 years as a GIS analyst. Educated with a B.Sc (geography) from the University of Calgary and a post-graduate advanced diploma (GIS) from the BC Institute of Technology, and an MBA (finance) from the University of British Columbia & IE business school in Madrid, Spain.</p>
<p>Rory Ritchie, H.B.Sc, P.Geo Vice-President of Exploration</p>	<p>Mr. Rory Ritchie has been actively engaged in mineral exploration in Canada and the United States since 2007. He has significant experience in orogenic gold systems in Ontario, Canada and porphyry copper ± gold deposits in the Canadian Cordillera. He led an exploration team to the discovery and delineation of a 1.2 Moz gold resource in Red Lake, ON, in 2011. He earned a H.B.Sc in Chemistry from the University of Western Ontario and completed Earth Science studies at Simon Fraser University. Mr. Ritchie is a Qualified Person as defined by NI 43-101.</p>
<p>Jim Miller-Tait, P.Geo Director</p>	<p>Mr. Jim Miller-Tait has over 30 years of continuous exploration, development, underground, and open pit production experience. He is currently the President of Sikanni Mine Development Ltd., his own geological consulting company, which he founded in 1996. Mr. Miller-Tait is also the present VP Exploration for Imperial Metals. His experience includes Chief Geologist for the Oniva Group, and VP Exploration for Selkirk Metals. His experience covers gold, base metals and diamond operations in a multitude of geological settings including vein, skarn, volcanogenic massive sulphide, carbonate-hosted, Sedex, kimberlite and porphyries.</p>
<p>Jason Hynes, B.Sc, MBA Director</p>	<p>Mr. Jason Hynes has more than 15 years of business development, corporate finance and M&A experience in the mining industry. He has been with Royal Gold Inc. since 2013, where he currently holds the title of Vice President, Business Development & Strategy. Prior roles include seven years in the mining investment banking group of National Bank of Canada where he advised companies on mergers, acquisitions and financings, including acting as advisor to Richfield Ventures in the 2011 transaction with New Gold. Mr. Hynes holds a B.A.Sc. (Electrical Engineering) from Queen's University in Kingston, Ontario and an MBA from the University of Toronto's Rotman School of Management.</p>
<p>Wes Carson, P.Eng Director</p>	<p>Mr. Wes Carson, B.A.Sc., has over 20 years of experience in the mining industry. Currently Vice President, Mining Operations at Wheaton Precious Metals and has held leadership roles in operations, project development and engineering with both junior and major mining companies including multiple M&A integrations. Prior to joining Wheaton, Mr. Carson was the Vice President – Project Development with Sabina Gold and Silver, he also worked with Terrane Metals and Thompson Creek Metals as Vice President and General Manager for the Mt. Milligan project in Central BC. Wes received his Bachelor of Applied Science, Mining and Mineral Process Engineering at the University of British Columbia.</p>
<p>Colin Burge, P.Geo Technical Advisor</p>	<p>Mr. Burge is a discovery-oriented exploration geologist who retired from a 30-year career with First Quantum Minerals, Inmet Mining and predecessor companies in 2016. Colin was part of the Inmet corporate development team and led on-site geological activities that resulted in the discovery and delineation of 30 billion pounds of copper at the Cobre Panama Project. This led to First Quantum's \$5 billion acquisition of the company.</p>

Project Overview – District-scale exploration in North America



Eocene porphyry belt

Recent Discovery

- American Eagle's NAK Project is 60 km to south


Table from American Eagle Gold Jan.8/24 news release

Hole	From (m)	To (m)	Length (m)	Au (g/t)	Cu (%)	Ag (g/t)	Mo ppm	CuEq (%)
NAK23-17	166.9	469	302.1	0.53	0.40%	1.27	431.4	1.09%
within								
NAK23-17	98.8	549.5	450.7	0.44	0.33%	1.15	326.3	0.89%
within								
NAK23-17	98.8	705	606.2	0.35	0.30%	1.14	255.70	0.74%
within								
NAK23-17	44	815	771	0.28	0.25%	0.96	207	0.61%


* Modified from www.americaneaglegold.ca

Historical Production

- Bell & Granisle deposits – 100 km to south
 - Average grades of 0.47% Cu and 0.35 g/t Au

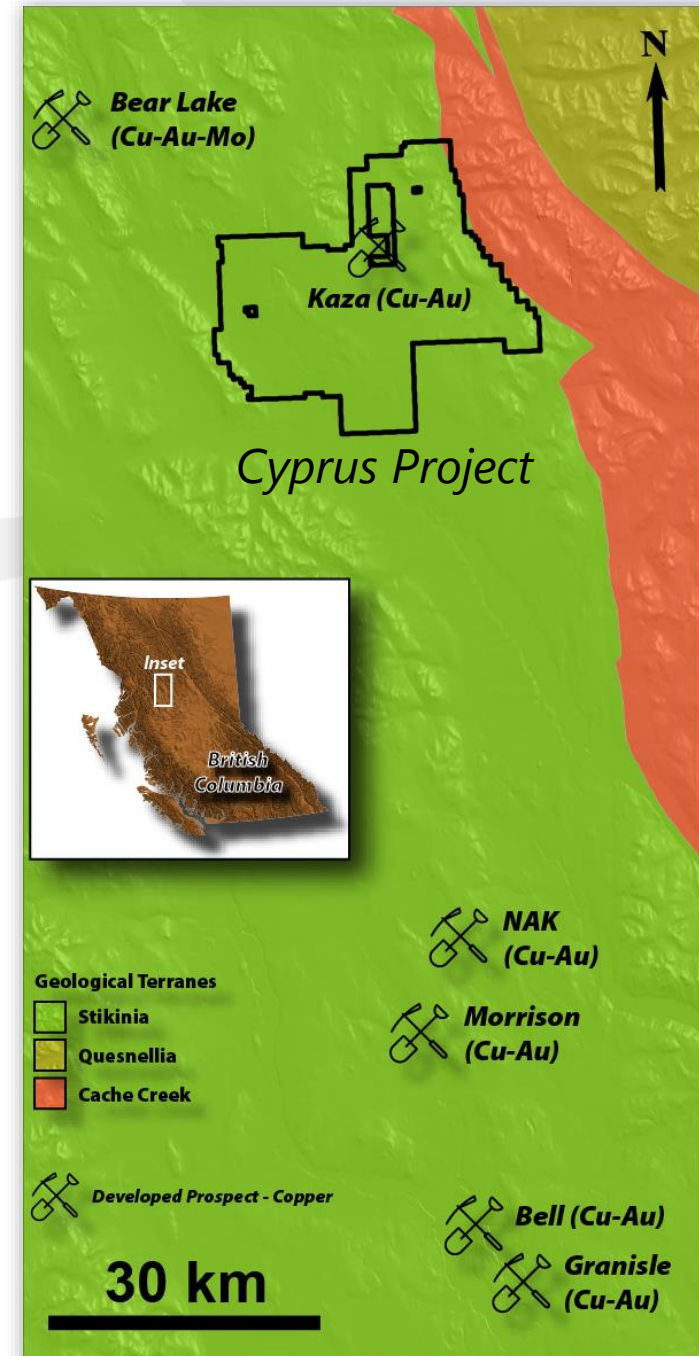


Quartz-chalcopyrite stockwork
- Bell Deposit



Quartz-bornite-chalcopyrite veins
- Granisle Deposit

American Eagle drillhole
NAK23-12 @ 568 m



Kaza Prospect - Geochemistry



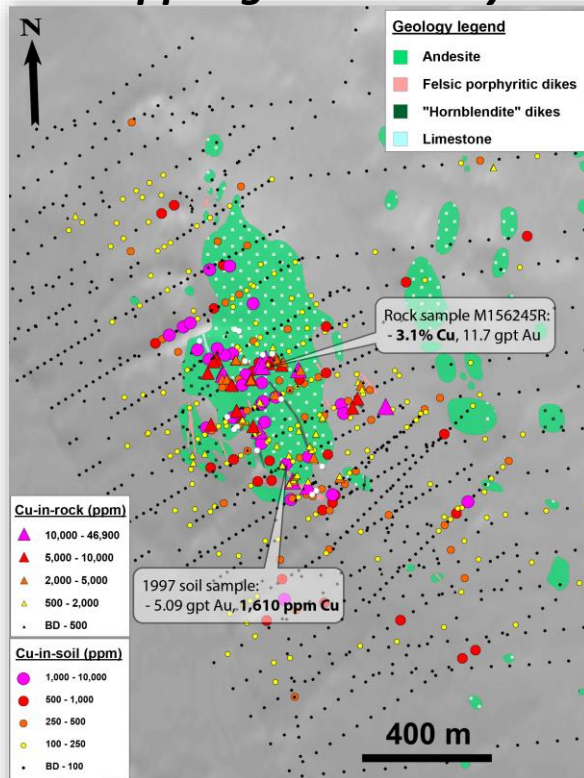
Large copper-gold soil anomaly

- Up to 1% Cu, 5 g/t Au
- 1,400 by 500 metres


Coincident with:

- Feldspar porphyry dikes
- IP chargeability high
- Magnetite destruction

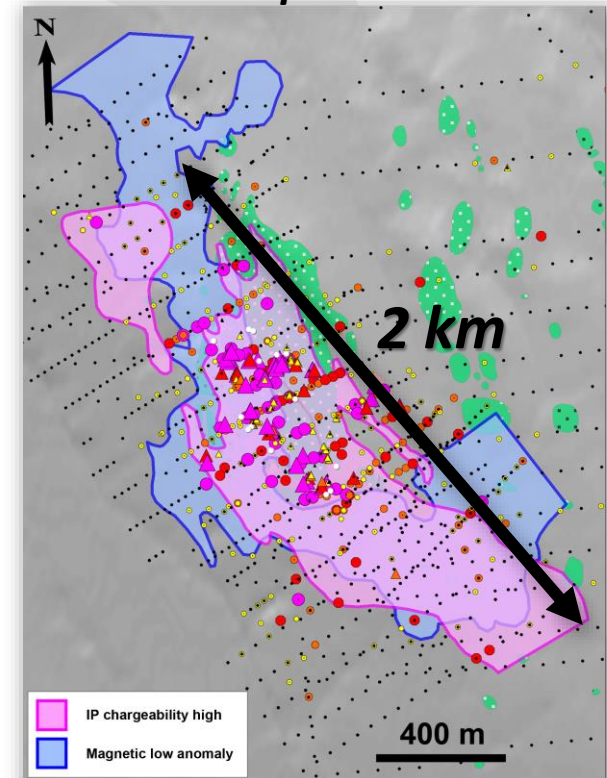
Copper geochemistry



Gold geochemistry



Compilation



Northstar Prospect

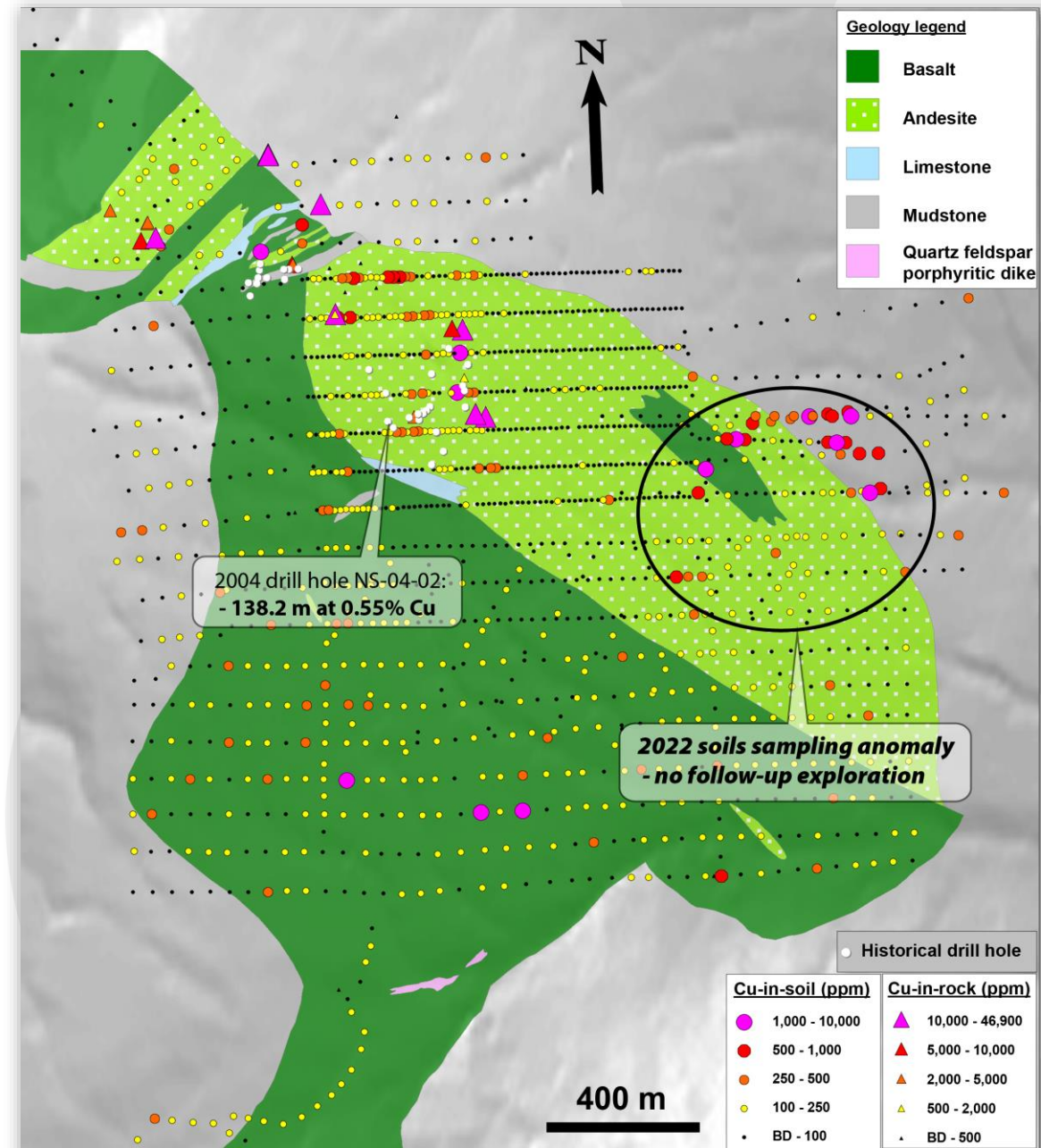
High-grade copper mineralization as sub-vertical chalcocite-bornite veins and stratiform disseminated chalcocite, bornite, chalcopyrite and native copper

Most recent drilling programs completed in 2004 & 2005 with significant copper intercepts

- 138.2 m @ 0.55% copper (NS-04-02)

Highly anomalous copper-in-soil 800 metres east of historical drilling


- Porphyry target associated with known mineralization



Big Time Prospect – High level porphyry alteration



Looking East

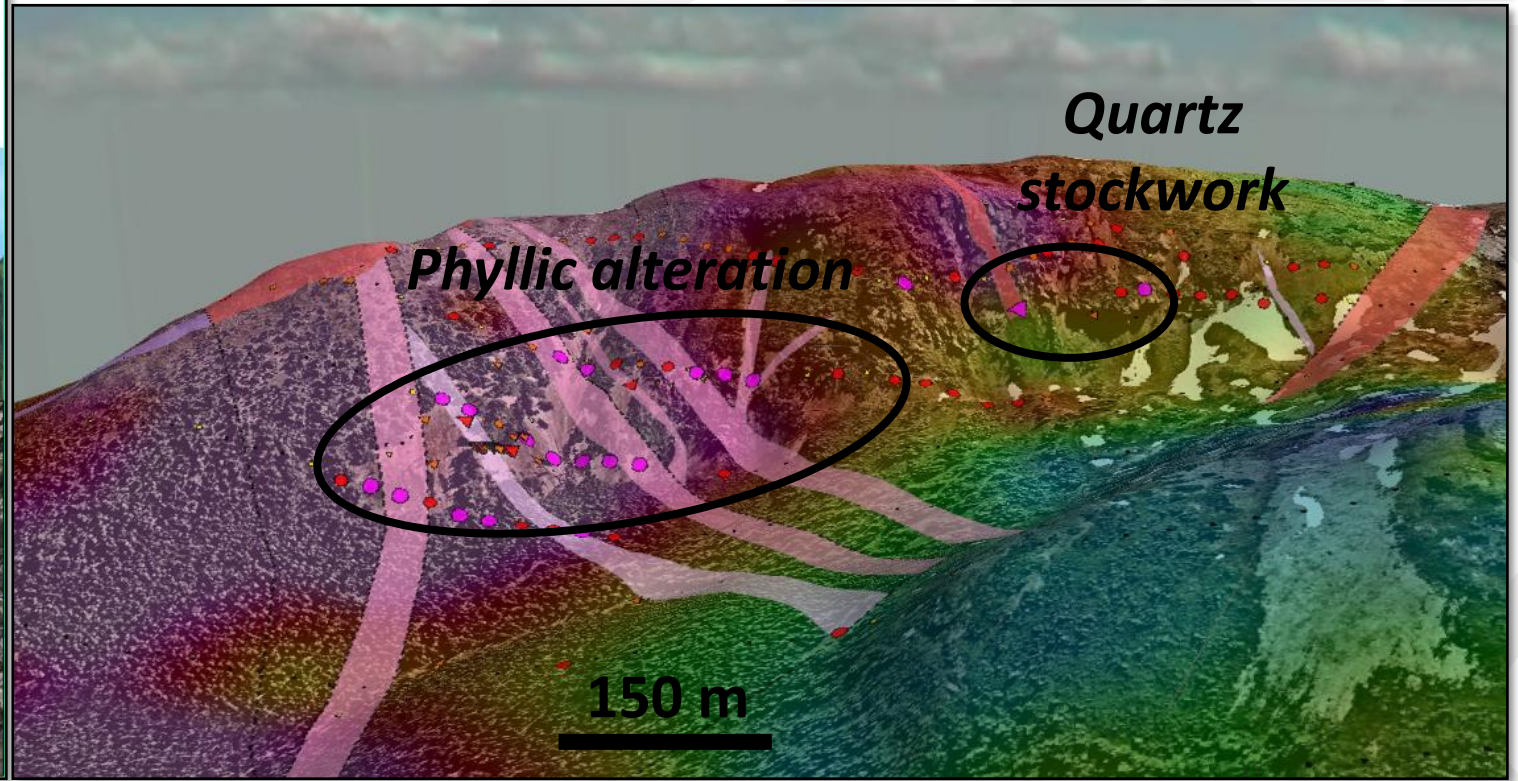
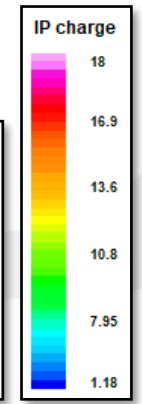


- ✓ Mineralized felsic porphyry dikes
- ✓ Strong phyllic alteration
- ✓ Quartz stockwork veining
- ✓ 800 x 600 m Cu-Mo soil anomaly
- ✓ Pyrite-chalcopyrite mineralization
- ✓ High IP chargeability

Cu-in-soil (ppm)	
●	500 - 2,148
●	200 - 500
●	150 - 200
●	100 - 150
●	5.7 - 100

Cu-in-rock (%)	
▲	0.5 - 3.26
▲	0.2 - 0.5
▲	0.05 - 0.2
▲	0.02 - 0.05
▲	BD - 0.02

INTRUSIVE ROCKS	
■	Felsic dikes
■	Quartz porphyry
■	Diorite
■	Gabbro to diorite





Kaza
- 1,673 m drilled
- 0.88% Cu, 15.4 g/t Au
over 4.0 m (trenching)

Northstar
- 4,900 m drilled
- 0.55% Cu over 138.3 m

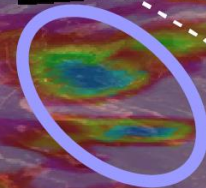
Big-Time
- No historical drilling
- Well defined porphyry Cu target

**Broad valley with little to no outcrop
- NW trending regional scale fault zone**

15 km


10 km

20 km



**Covered targets
within volcano-
plutonic complex**

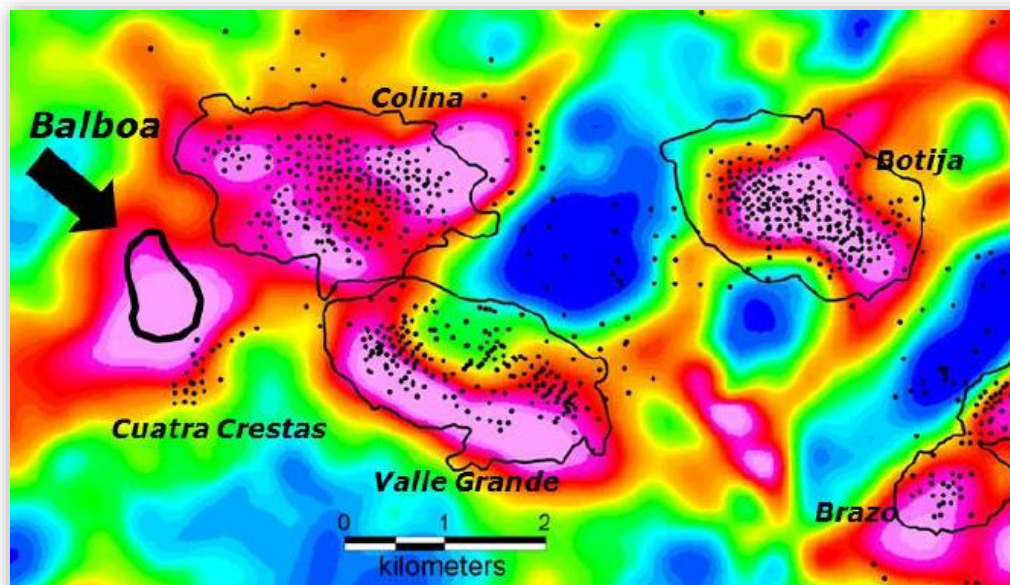
Exploring for a new copper-gold porphyry district



District-scale Exploration

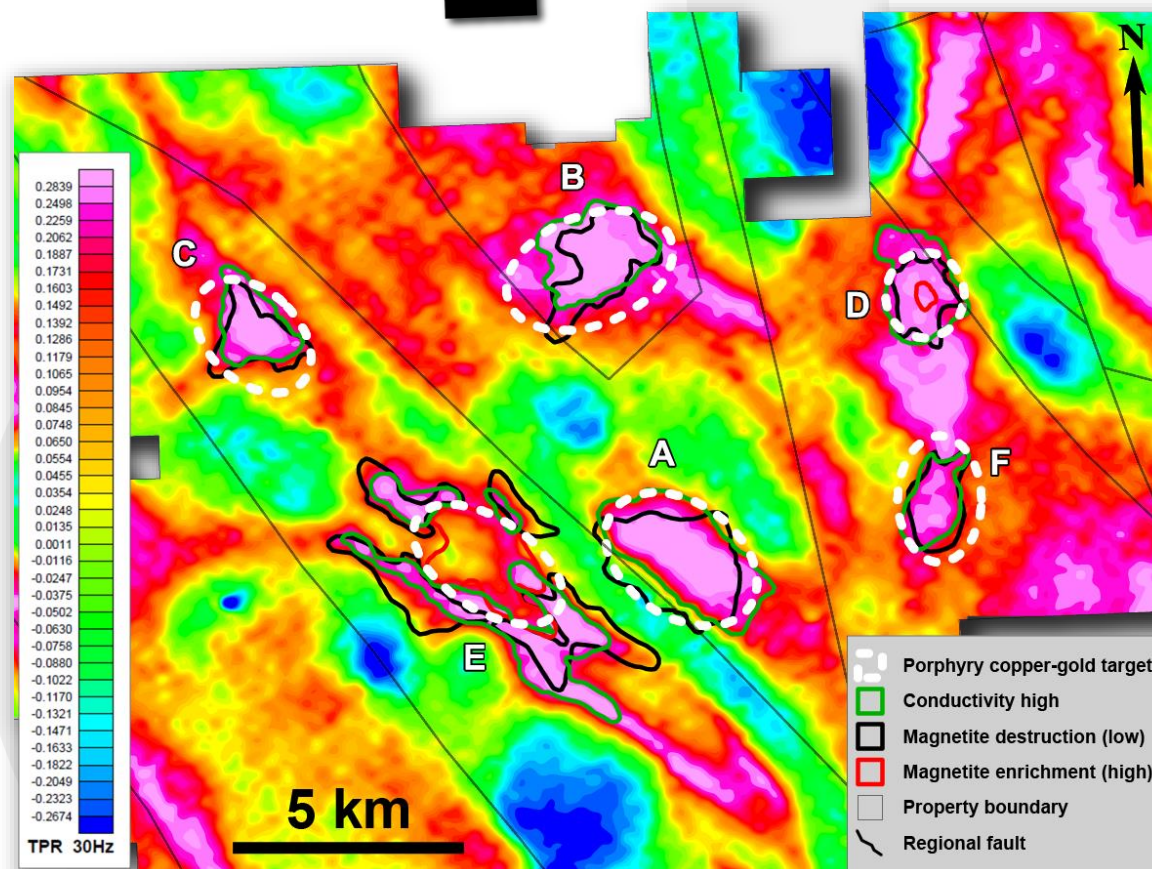
ZTEM Airborne Survey completed in July 2024

- Best available tool for outlining large, robust porphyry systems in covered terranes
 - Looking for large conductivity anomalies
 - Extending to depth
 - Coincident with magnetic features



ZTEM 360Hz In-Phase Total Phase Rotated from Cobre Panama

* Modified from Legault, J.M. et al, ZTEM Natural Field EM_Magnetic and Mineral Targeting Results over the Huckleberry Cu-Mo Porphyry Project, Houston, BC. Geotech Airborne Geophysical Surveys, January 2024.




30Hz In-Phase Total Phase Rotated Grid – Cyprus Project

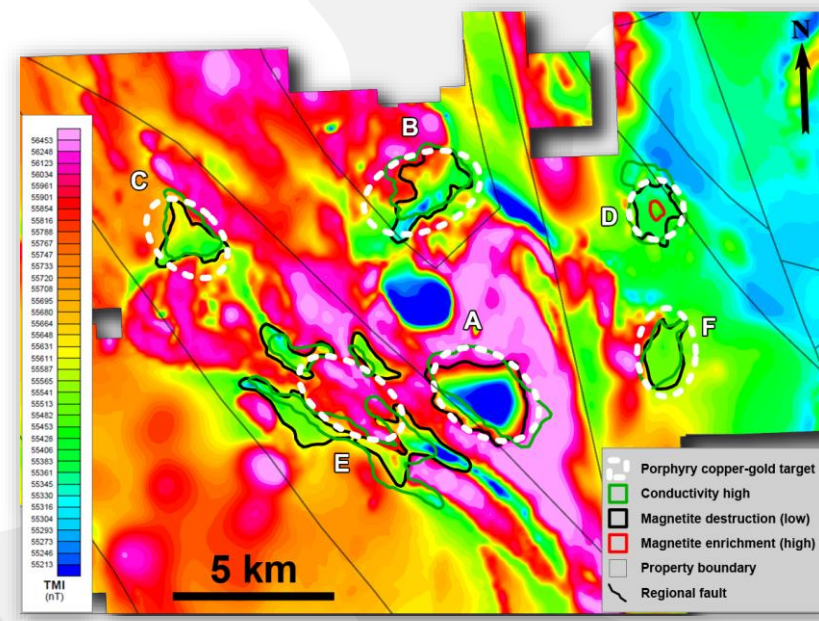

ZTEM targets generated

6 high-priority porphyry copper-gold targets identified:

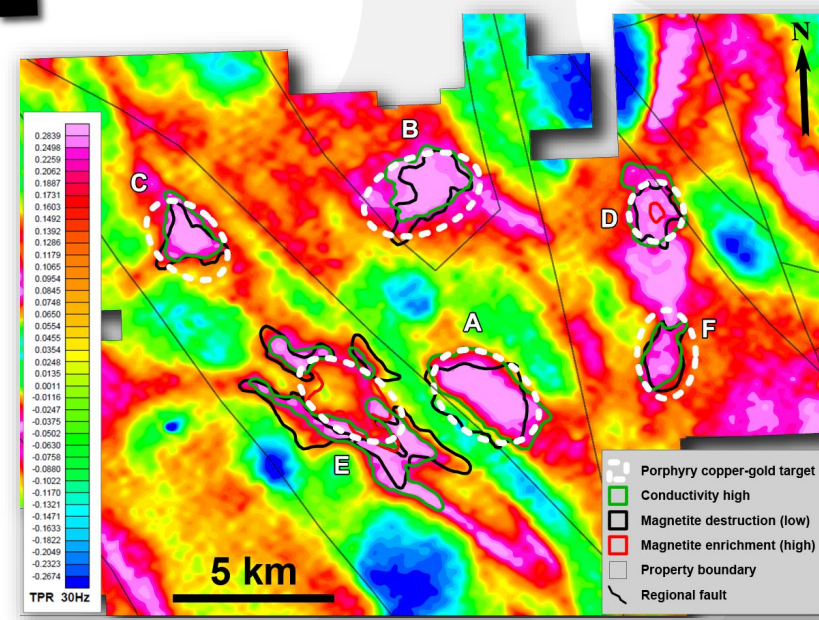
- Multi-kilometer footprints extending to depth
- Coincident conductivity and magnetic anomalies
- Proximal to regional faults
- Targets in areas with little to no outcrop



Digital Elevation Model



Total Magnetic Intensity Grid



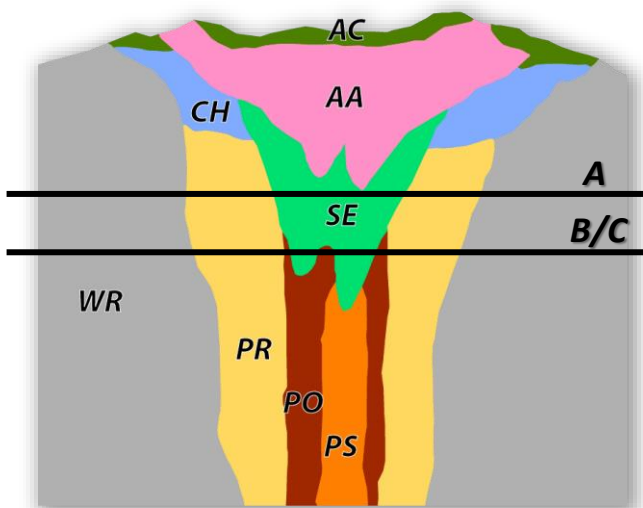
30Hz In-Phase Total Phase Rotated Grid



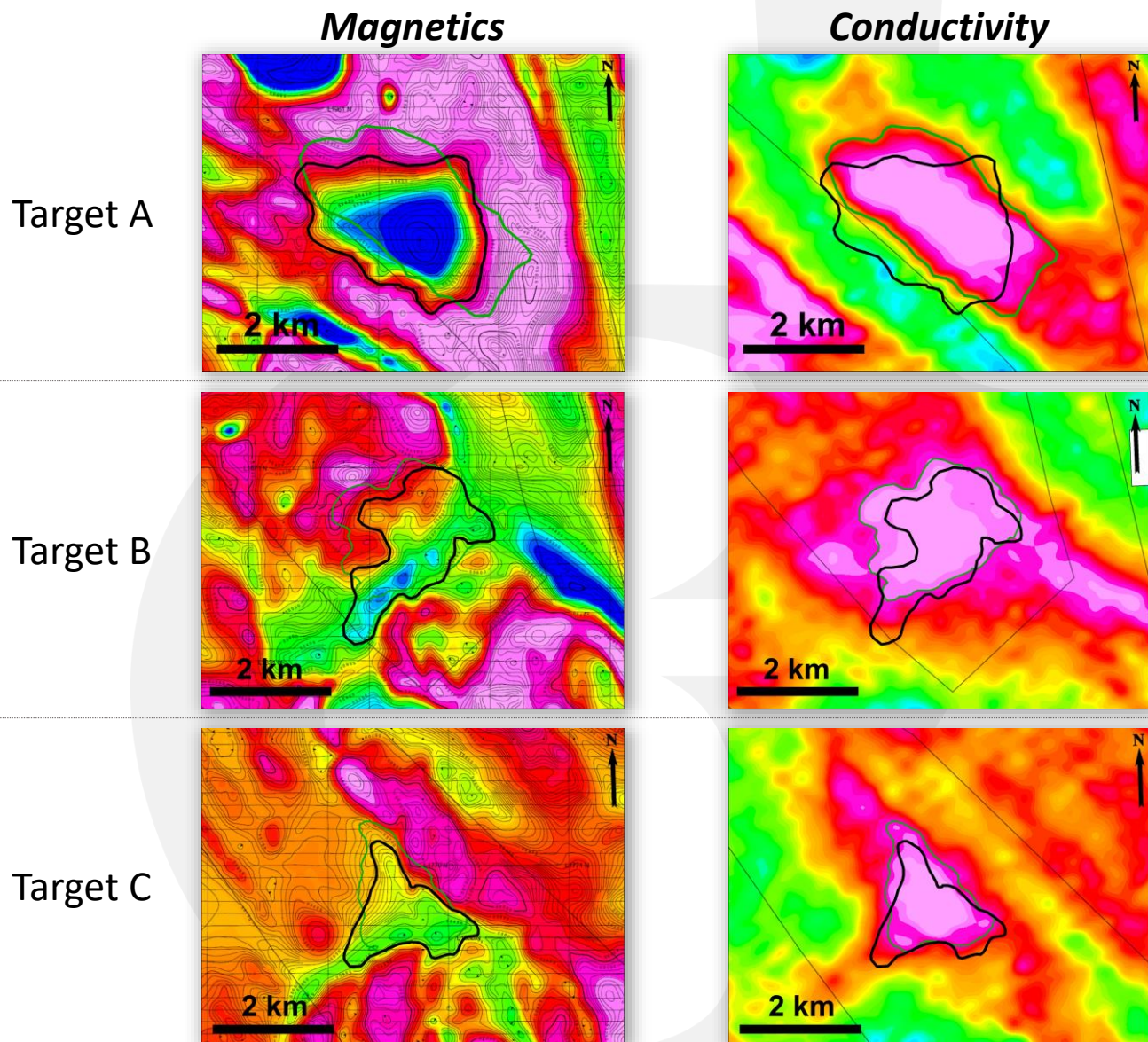
Interpreted porphyry targets

Porphyry Copper-Gold Model

WR	Unaltered wallrock
AC	Acid-leached zone
CH	Chloritic alteration
AA	Advanced argillic alteration
PR	Propylitic alteration
SE	Sericitic alteration
PO	Potassic alteration
PS	Porphyry stock



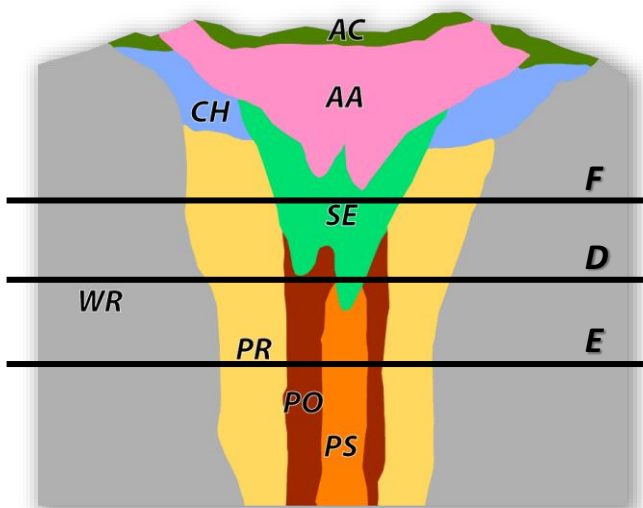
Interpreted level of erosion based on geophysical expression of targets



Interpreted porphyry targets

Porphyry Copper-Gold Model

WR	Unaltered wallrock
AC	Acid-leached zone
CH	Chloritic alteration
AA	Advanced argillic alteration
PR	Propylitic alteration
SE	Sericitic alteration
PO	Potassic alteration
PS	Porphyry stock

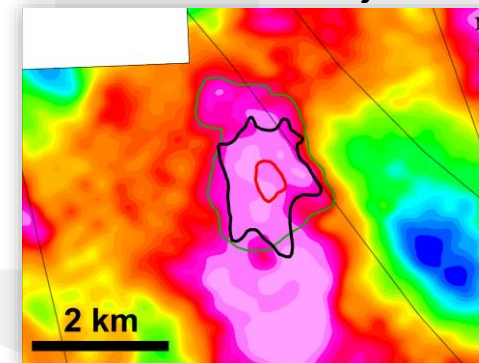
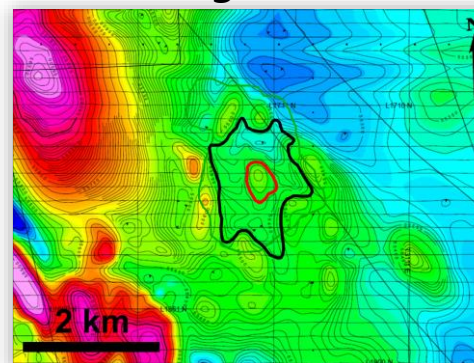


Interpreted level of erosion based on geophysical expression of targets

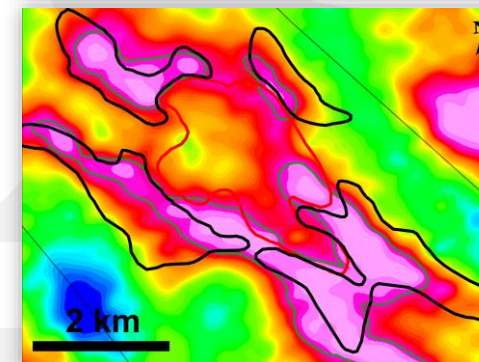
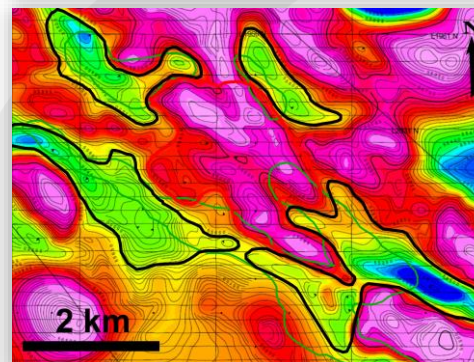
Magnetics

Conductivity

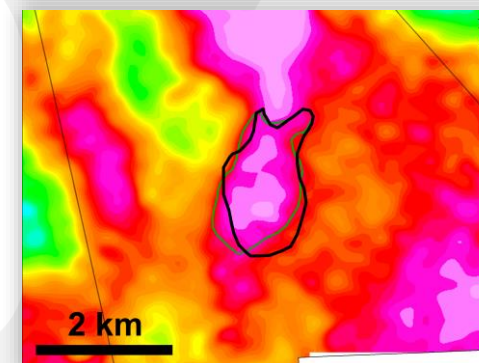
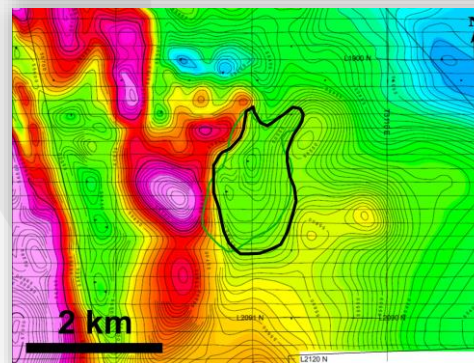
Target D



Target E



Target F



2024 Exploration Plan

Target generation on entire Cyprus Project

- Work towards drilling highest ranking Cu ± Au porphyry targets within land position

✓ **ZTEM Survey – property-wide**

- \$450,000

Regional Exploration

- \$200,000

Drilling – 2,500 metres

- \$800,000


Trenching

- \$50,000

2024 Exploration Total = \$1.5 M

Central BC Exploration Tax Incentives:

- 30% Mineral Exploration Tax credit
- 15% Critical Mineral Exploration Tax Credit (flow-through)



High-grade boulders (>50% copper) from blasted trench at Northstar Prospect – Cyprus Project